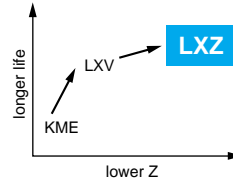


LXZ Series

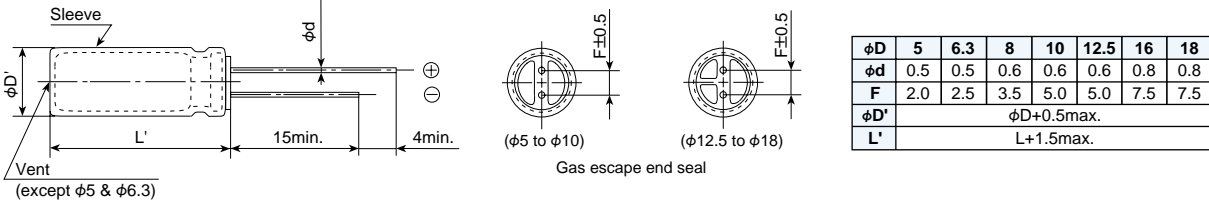
- Newly innovative electrolyte and internal architecture are employed
- Lowest impedance at high frequency range
- Endurance with ripple current: 105°C 2000 to 8000 hours
- Solvent-proof type (see PRECAUTIONS AND GUIDELINES)



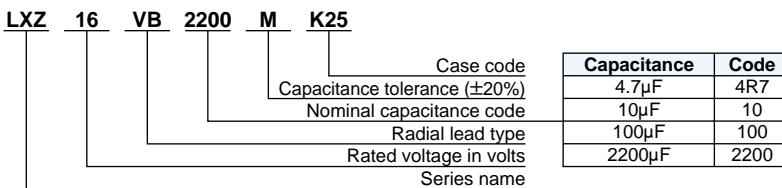
◆ SPECIFICATIONS

Items	Characteristics
Category Temperature Range	-55 to +105°C
Rated Voltage Range	6.3 to 63V _{dc}
Capacitance Tolerance	±20% (M) (at 20°C, 120Hz)
Leakage Current	I = 0.01CV or 3µA, whichever is greater. Where, I : Max. leakage current (µA), C : Nominal capacitance (µF), V : Rated voltage (V) (at 20°C after 2 minutes)
Dissipation Factor (tanδ)	Rated voltage (V _{dc})
	tanδ (Max.)
Endurance	When nominal capacitance exceeds 1000µF, add 0.02 to the value above for each 1000µF increase. (at 20°C, 120Hz)
	The following specifications shall be satisfied when the capacitors are restored to 20°C after subjected to DC voltage with the rated ripple current is applied for the specified period of time at 105°C.
	Time
	Capacitance change
Shelf Life	The following specifications shall be satisfied when the capacitors are restored to 20°C after exposing them for 1000 hours at 105°C without voltage applied.
	Capacitance change
	D.F. (tanδ)
	Leakage current

◆ DIMENSIONS (Radial Lead Type=VB) [mm]



◆ PART NUMBERING SYSTEM



◆STANDARD RATINGS

φD×L	V _{dc}	Case code	6.3				10				16				25			
			Capacitance (μF)	Impedance (Ω _{max} /100kHz)		Rated ripple current (mA _{RMS} /105°C/100kHz)	Capacitance (μF)	Impedance (Ω _{max} /100kHz)		Rated ripple current (mA _{RMS} /105°C/100kHz)	Capacitance (μF)	Impedance (Ω _{max} /100kHz)		Rated ripple current (mA _{RMS} /105°C/100kHz)	Capacitance (μF)	Impedance (Ω _{max} /100kHz)		Rated ripple current (mA _{RMS} /105°C/100kHz)
				20°C	-10°C			20°C	-10°C			20°C	-10°C			20°C	-10°C	
5×11.5	E11	150	0.50	1.0	175	100	0.50	1.0	175	47	0.50	1.0	175	47	0.50	1.0	175	
6.3×11.5	F11	330	0.25	0.50	290	220	0.25	0.50	290	100	0.25	0.50	290	100	0.25	0.50	290	
6.3×15	F15	470	0.18	0.36	400	330	0.18	0.36	400	220	0.18	0.36	400	150	0.18	0.36	400	
8×12	H12	680	0.12	0.24	555	470	0.12	0.24	555	330	0.12	0.24	555	220	0.12	0.24	555	
8×15	H15	1,000	0.090	0.18	730	680	0.090	0.18	730	470	0.090	0.18	730	330	0.090	0.18	730	
8×20	H20	1,200	0.080	0.16	810	1,000	0.080	0.16	810	560	0.080	0.16	810	390	0.080	0.16	810	
10×12.5	J12	820	0.090	0.18	760	680	0.090	0.18	760	470	0.090	0.18	760	330	0.090	0.18	760	
10×16	J16	1,200	0.068	0.136	1,050	1,000	0.068	0.136	1,050	680	0.068	0.136	1,050	470	0.068	0.136	1,050	
10×20	J20	1,500	0.052	0.104	1,220	1,200	0.052	0.104	1,220	1,000	0.052	0.104	1,220	680	0.052	0.104	1,220	
10×25	J25	2,200	0.045	0.090	1,440	1,500	0.045	0.090	1,440	1,200	0.045	0.090	1,440	820	0.045	0.090	1,440	
10×30	J30	2,700	0.037	0.074	1,690	1,800	0.037	0.074	1,690	1,500	0.037	0.074	1,690	1,000	0.037	0.074	1,690	
12.5×20	K20	3,300	0.038	0.076	1,660	2,200	0.038	0.076	1,660	1,500	0.038	0.076	1,660	1,000	0.038	0.076	1,660	
12.5×25	K25	3,900	0.030	0.060	1,950	3,300	0.030	0.060	1,950	2,200	0.030	0.060	1,950	1,500	0.030	0.060	1,950	
12.5×30	K30	4,700	0.025	0.050	2,310	3,900	0.025	0.050	2,310	2,700	0.025	0.050	2,310	1,800	0.025	0.050	2,310	
12.5×35	K35	5,600	0.022	0.044	2,510	4,700	0.022	0.044	2,510	3,300	0.022	0.044	2,510	2,200	0.022	0.044	2,510	
12.5×40	K40	6,800	0.017	0.034	2,870	5,600	0.017	0.034	2,870	3,900	0.017	0.034	2,870	2,700	0.017	0.034	2,870	
16×20	L20	5,600	0.029	0.058	2,210	3,900	0.029	0.058	2,210	2,700	0.029	0.058	2,210	1,800	0.029	0.058	2,210	
16×25	L25	6,800	0.022	0.044	2,560	5,600	0.022	0.044	2,560	3,900	0.022	0.044	2,560	2,700	0.022	0.044	2,560	
16×30	L30	8,200	0.019	0.038	3,010	6,800	0.019	0.038	3,010	4,700	0.019	0.038	3,010	3,300	0.019	0.038	3,010	
16×35	L35	10,000	0.017	0.034	3,150	8,200	0.017	0.034	3,150	5,600	0.017	0.034	3,150	3,900	0.017	0.034	3,150	
16×40	L40	12,000	0.015	0.030	3,710	10,000	0.015	0.030	3,710	6,800	0.015	0.030	3,710	4,700	0.015	0.030	3,710	
18×20	M20	6,800	0.028	0.056	2,490	5,600	0.028	0.056	2,490	3,900	0.028	0.056	2,490	2,200	0.028	0.056	2,490	
18×25	M25	10,000	0.020	0.040	2,740	6,800	0.020	0.040	2,740	4,700	0.020	0.040	2,740	3,300	0.020	0.040	2,740	
18×30	M30	12,000	0.018	0.036	3,330	8,200	0.018	0.036	3,330	5,600	0.018	0.036	3,330	3,900	0.018	0.036	3,330	
18×35	M35	15,000	0.016	0.032	3,680	10,000	0.016	0.032	3,680	8,200	0.016	0.032	3,680	4,700	0.016	0.032	3,680	
18×40	M40	18,000	0.015	0.030	3,800	12,000	0.015	0.030	3,800	10,000	0.015	0.030	3,800	5,600	0.015	0.030	3,800	

φD×L	V _{dc}	Case code	35				50				63			
			Capacitance (μF)	Impedance (Ω _{max} /100kHz)		Rated ripple current (mA _{RMS} /105°C/100kHz)	Capacitance (μF)	Impedance (Ω _{max} /100kHz)		Rated ripple current (mA _{RMS} /105°C/100kHz)	Capacitance (μF)	Impedance (Ω _{max} /100kHz)		Rated ripple current (mA _{RMS} /105°C/100kHz)
				20°C	-10°C			20°C	-10°C			20°C	-10°C	
5×11.5	E11	33	0.50	1.0	175	22	0.90	1.8	155	12	1.9	4.0	145	
6.3×11.5	F11	56	0.25	0.50	290	47	0.45	0.90	260	22	1.0	2.0	240	
6.3×15	F15	100	0.18	0.36	400	68	0.31	0.62	360	39	0.61	1.4	330	
8×12	H12	150	0.12	0.24	555	100	0.22	0.44	485	68	0.34	0.75	405	
8×15	H15	220	0.090	0.18	730	120	0.16	0.32	635	100	0.27	0.65	535	
8×20	H20	270	0.080	0.16	810	180	0.12	0.24	730	150	0.21	0.52	690	
10×12.5	J12	220	0.090	0.18	760	120	0.16	0.32	620	100	0.255	0.510	540	
10×16	J16	330	0.068	0.136	1,050	180	0.13	0.26	850	120	0.190	0.380	600	
10×20	J20	470	0.052	0.104	1,220	220	0.088	0.18	1,050	180	0.145	0.290	890	
10×25	J25	560	0.045	0.090	1,440	330	0.073	0.15	1,250	220	0.130	0.260	1,050	
10×30	J30	680	0.037	0.074	1,690	390	0.054	0.11	1,500	330	0.090	0.180	1,300	
12.5×20	K20	680	0.038	0.076	1,660	390	0.059	0.12	1,480	330	0.085	0.170	1,290	
12.5×25	K25	1,000	0.030	0.060	1,950	560	0.044	0.088	1,840	390	0.070	0.140	1,720	
12.5×30	K30	1,200	0.025	0.050	2,310	680	0.039	0.078	2,220	470	0.055	0.110	2,090	
12.5×35	K35	1,500	0.022	0.044	2,510	820	0.033	0.066	2,290	680	0.047	0.094	2,270	
12.5×40	K40	1,800	0.017	0.034	2,870	1,000	0.029	0.058	2,500	820	0.042	0.084	2,560	
16×20	L20	1,200	0.029	0.058	2,210	680	0.048	0.096	1,840	470	0.059	0.120	1,770	
16×25	L25	1,800	0.022	0.044	2,560	1,000	0.034	0.068	2,240	680	0.050	0.100	2,160	
16×30	L30	2,200	0.019	0.038	3,010	1,200	0.028	0.056	2,700	820	0.043	0.086	2,670	
16×35	L35	2,700	0.017	0.034	3,150	1,500	0.025	0.050	2,800	1,000	0.036	0.072	2,770	
16×40	L40	3,300	0.015	0.030	3,710	1,800	0.021	0.042	3,200	1,200	0.030	0.060	2,850	
18×20	M20	1,800	0.028	0.056	2,490	820	0.042	0.084	1,980	680	0.055	0.110	2,290	
18×25	M25	2,200	0.020	0.040	2,740	1,200	0.029	0.058	2,610	820	0.043	0.086	2,590	
18×30	M30	2,700	0.018	0.036	3,330	1,800	0.025	0.050	3,000	1,200	0.032	0.064	2,950	
18×35	M35	3,300	0.016	0.032	3,680	2,200	0.023	0.046	3,100	1,500	0.030	0.060	3,100	
18×40	M40	3,900	0.015	0.030	3,800	2,700	0.020	0.040	3,400	1,800	0.025	0.050	3,210	

◆RATED RIPPLE CURRENT MULTIPLIERS

●Frequency Multipliers

Capacitance (μF)	Frequency (Hz)			
	120	1k	10k	100k
12 to 180	0.40	0.75	0.90	1.00
220 to 560	0.50	0.85	0.94	1.00
680 to 1,800	0.60	0.87	0.95	1.00
2,200 to 3,900	0.75	0.90	0.95	1.00
4,700 to 18,000	0.85	0.95	0.98	1.00