

New!

FTP Series

- Ideal for inverter smoothing capacitors such as Electric Vehicle, Hybrid Car, etc.
- Endurance with ripple current : 85°C 5000 hours
- Rated voltage range : 63 to 450V_{dc}
- Lower profile offers drastic space saving comparing to conventional cylindrical type
- Superior heat radiation realizes higher ripple current

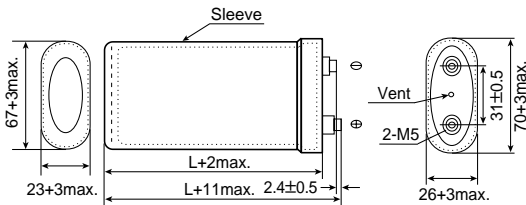


◆ SPECIFICATIONS

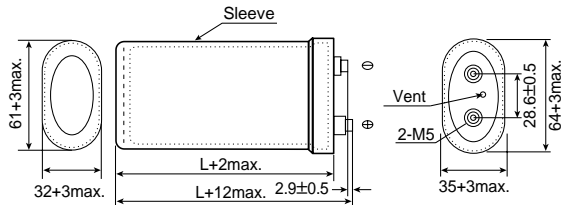
| Items | Characteristics |
|---------------------------------|---|
| Category | |
| Temperature Range | -40 to +85°C (63~100V _{dc}), -25 to +85°C (350~450V _{dc}) |
| Rated Voltage Range | 63 to 450V _{dc} |
| Capacitance Tolerance | ±20% (M) (at 20°C, 120Hz) |
| Leakage Current | I=0.02CV or 5mA, whichever is smaller. Where, I : Max. leakage current (µA), C : Nominal capacitance (µF), V : Rated voltage (V) (at 20°C after 5 minutes) |
| Dissipation Factor (tanδ) | 0.25 max. (at 20°C, 120Hz) |
| Low Temperature Characteristics | Capacitance change 63 to 100V _{dc} : C(-40°C)/C(+20°C) ≥ 0.6 350 to 450V _{dc} : C(-25°C)/C(+20°C) ≥ 0.7 (at 120Hz) |
| Endurance | The following specifications shall be satisfied when the capacitors are restored to 20°C after subjected to DC voltage with the rated ripple current is applied for 5000 hours at 85°C. |
| | Capacitance change ≤ ±20% of the initial value |
| | D.F. (tanδ) ≤ 200% of the initial specified value |
| | Leakage current ≤ The initial specified value |
| Shelf Life | The following specifications shall be satisfied when the capacitors are restored to 20°C after exposing them for 1000 hours at 85°C without voltage applied. |
| | Capacitance change ≤ ±20% of the initial value |
| | D.F. (tanδ) ≤ 200% of the initial specified value |
| | Leakage current ≤ The initial specified value |

◆ DIMENSIONS (Terminal Type=LGSN) [mm]

● 26×70 size



● 35×64 size

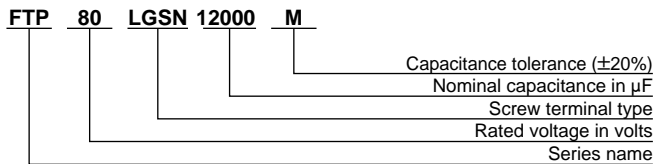


<Screw specifications>

Plus hexagon-headed screw: M5×0.8

Maximum screw tightening torque: 3.23Nm

◆ PART NUMBERING SYSTEM



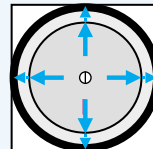
◆STANDARD RATINGS

| Case size S.Dia×L.Dia×L(mm) | V _{dc} | 63 | | 80 | | 100 | |
|--------------------------------|-----------------|------------------------------------|---|------------------------------------|---|------------------------------------|---|
| | SV | 79 | | 100 | | 125 | |
| | Items | Capacitance (μF) 20°C, 120Hz | Rated ripple current (Arms) 85°C, 10kHz | Capacitance (μF) 20°C, 120Hz | Rated ripple current (Arms) 85°C, 10kHz | Capacitance (μF) 20°C, 120Hz | Rated ripple current (Arms) 85°C, 10kHz |
| 26×70×50 | | 6,000 | 14.0 | 4,300 | 14.0 | 2,900 | 14.0 |
| 26×70×75 | | 12,000 | 19.0 | 8,600 | 19.0 | 5,700 | 19.0 |
| 26×70×95 | | 17,000 | 22.0 | 12,000 | 22.0 | 8,100 | 22.0 |
| 35×64×50 | | 7,400 | 16.1 | 5,300 | 16.1 | 3,600 | 16.1 |
| 35×64×75 | | 15,000 | 21.7 | 10,000 | 21.7 | 7,100 | 21.7 |
| 35×64×95 | | 21,000 | 25.3 | 15,000 | 25.3 | 10,000 | 25.3 |

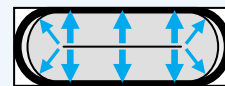
| Case size S.Dia×L.Dia×L(mm) | V _{dc} | 350 | | 400 | | 450 | |
|--------------------------------|-----------------|------------------------------------|---|------------------------------------|---|------------------------------------|---|
| | SV | 400 | | 450 | | 500 | |
| | Items | Capacitance (μF) 20°C, 120Hz | Rated ripple current (Arms) 85°C, 10kHz | Capacitance (μF) 20°C, 120Hz | Rated ripple current (Arms) 85°C, 10kHz | Capacitance (μF) 20°C, 120Hz | Rated ripple current (Arms) 85°C, 10kHz |
| 26×70×50 | | 400 | 10.6 | 330 | 10.6 | 270 | 10.1 |
| 26×70×75 | | 800 | 15.7 | 660 | 15.7 | 540 | 15.0 |
| 26×70×95 | | 1,100 | 18.7 | 930 | 18.7 | 760 | 18.0 |
| 35×64×50 | | 490 | 11.9 | 400 | 11.9 | 330 | 11.4 |
| 35×64×75 | | 970 | 17.6 | 800 | 17.6 | 660 | 16.7 |
| 35×64×95 | | 1,400 | 21.0 | 1,100 | 21.0 | 930 | 20.1 |

◆Improvement of space factor and heat radiation

Dead spaces are found for the conventional cylindrical shape. But lower profile offers small dead spaces, and makes the equipments smaller in size. Moreover, the internal element of the lower profile capacitor is widely touched to the can. This largely improves the heat radiation compared to the cylindrical shape.



Cylindrical shape



FTP series