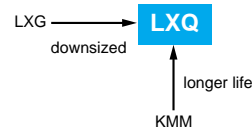


New!

LXQ Series

- Endurance with ripple current : 105°C 5000 hours
- Downsized and higher ripple version of LXG series
- Non solvent-proof type



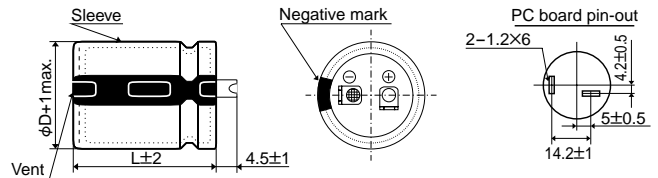
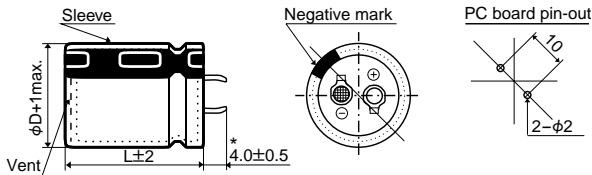
◆SPECIFICATIONS

Items	Characteristics		
Category	-25 to +105°C		
Temperature Range			
Rated Voltage Range	160 to 450V _{dc}		
Capacitance Tolerance	±20% (M) (at 20°C, 120Hz)		
Leakage Current	I ≤ 3√CV Where, I : Max. leakage current (µA), C : Nominal capacitance (µF), V : Rated voltage (V) (at 20°C after 5 minutes)		
Dissipation Factor (tanδ)	Rated voltage (V _{dc})	160 to 400V	420 & 450V
	tanδ (Max.)	0.15	0.20
Low Temperature Characteristics (Max. Impedance Ratio)	Rated voltage (V _{dc})	160 to 400V	420 & 450V
	Z(-25°C)/Z(+20°C)	4	8
Endurance	The following specifications shall be satisfied when the capacitors are restored to 20°C after subjected to DC voltage with the rated ripple current is applied for 5000 hours at 105°C.		
	Capacitance change	≤±20% of the initial value	
	D.F. (tanδ)	≤200% of the initial specified value	
	Leakage current	≤The initial specified value	
Shelf Life	The following specifications shall be satisfied when the capacitors are restored to 20°C after exposing them for 1000 hours at 105°C without voltage applied.		
	Capacitance change	≤±15% of the initial value	
	D.F. (tanδ)	≤150% of the initial specified value	
	Leakage current	≤The initial specified value	

◆DIMENSIONS [mm]

●Standard Terminal Type : VSSN (φ22 to φ35)

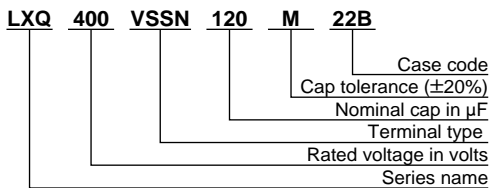
●Terminal Type : LISN (φ30, φ35)



*φD=35mm : 3.5±0.5mm

*No plastic disk is the standard design.

◆PART NUMBERING SYSTEM



◆CASE CODE [mm]

Case code	Case size φDXL	Case code	Case size φDXL	Case code	Case size φDXL	Case code	Case size φDXL
22A	22×25	25A	25.4×25	30A	30×25	35A	35×25
22B	22×30	25B	25.4×30	30B	30×30	35B	35×30
22C	22×35	25C	25.4×35	30C	30×35	35C	35×35
22D	22×40	25D	25.4×40	30D	30×40	35D	35×40
22E	22×45	25E	25.4×45	30E	30×45	35E	35×45
22F	22×50	25F	25.4×50	30F	30×50	35F	35×50

◆STANDARD RATINGS

μF \ V _{dc} / φD	160				180				200			
	22	25	30	35	22	25	30	35	22	25	30	35
270									22×25 1.10			
330					22×25 1.21							
390	22×25 1.32								22×30 1.38	25.4×25 1.39		
470					22×30 1.52	25.4×25 1.52			22×35 1.55			
560	22×30 1.66	25.4×25 1.68			22×35 1.70		30×25 1.78		22×40 1.73	25.4×30 1.71	30×25 1.78	
680	22×35 1.87	25.4×30 1.88	30×25 1.96		22×40 1.91	25.4×30 1.88			22×45 1.81	25.4×35 1.87	30×30 1.98	35×25 2.10
820	22×40 2.09				22×45 1.99	25.4×35 2.16	30×30 2.17	35×25 2.31	22×50 2.18	25.4×40 2.09	30×35 2.22	
1,000	22×45(50) 2.36(2.41)	25.4×35 2.38	30×30 2.40	35×25 2.55	22×50 2.25	25.4×40(45) 2.43(2.47)	30×35 2.46			25.4×45(50) 2.35(2.39)	30×40 2.53	35×30 2.61
1,200		25.4×40(45) 2.66(2.71)	30×35(40) 2.69(2.77)	35×30 2.86		25.4×50 2.75	30×40 2.77	35×30 2.86			30×45(50) 2.84(2.88)	35×35 2.88
1,500		25.4×50 3.08	30×45 3.17	35×35 3.22			30×45(50) 3.17(3.22)	35×35 3.22				35×40 3.34
1,800			30×50 3.53	35×40 3.66				35×40(45) 3.66(3.74)				35×45(50) 3.74(3.82)
2,200				35×45 4.14				35×50 4.22				
2,700				35×50 4.68	← Upper : Case size φDXL (mm) ← Lower : Rated ripple current (Arms) at 105°C, 120Hz							

μF \ V _{dc} / φD	220				250				315			
	22	25	30	35	22	25	30	35	22	25	30	35
150									22×25 0.80			
180									22×30 0.92	25.4×25 0.94		
220					22×25 1.01				22×35 1.04		30×25 1.17	
270	22×25 1.10				22×30 1.20				22×40 1.18	25.4×30 1.19		
330	22×30 1.19					25.4×25 1.32			22×45 1.33	25.4×35 1.37	30×30 1.40	35×25 1.49
390		25.4×25 1.39			22×35 1.44	25.4×30 1.43	30×25 1.51		22×50 1.48	25.4×40 1.52		
470	22×35 1.55	25.4×30 1.56	30×25 1.63		22×40 1.62					25.4×45 1.70	30×35 1.71	35×30 1.82
560	22×40 1.73		30×30 1.79		22×45(50) 1.80(1.84)	25.4×35 1.78	30×30 1.83	35×25 1.91		25.4×50 1.88	30×40(45) 1.92(1.97)	35×35 2.00
680	22×45(50) 1.94(1.99)	25.4×35 1.96	30×35 2.02	35×25 2.10		25.4×40(45) 2.00(2.04)	30×35 2.06	35×30 2.15			30×50 2.21	35×40 2.29
820		25.4×40(45) 2.20(2.24)	30×40 2.29	35×30 2.36		25.4×50 2.28	30×40(45) 2.33(2.39)	35×35 2.38				35×45 2.57
1,000		25.4×50 2.51	30×45 2.59	35×35 2.63			30×50 2.68	35×40 2.72				35×50 2.89
1,200			30×50 2.88	35×40 2.98				35×45 3.05				
1,500				35×45 3.41				35×50 3.49				
1,800				35×50 3.82	← Upper : Case size φDXL (mm) ← Lower : Rated ripple current (Arms) at 105°C, 120Hz							

New!

LXQ Series

◆STANDARD RATINGS

μF	V _{dc} φD	350				400				420			
		22	25	30	35	22	25	30	35	22	25	30	35
100						22×25 0.66				22×25 0.66			
120		22×25 0.72				22×30 0.75				22×30 0.75	25.4×25 0.77		
150		22×30 0.84				22×35 0.86	25.4×25 0.86			22×35 0.86			
180			25.4×25 0.94			22×40 0.96	25.4×30 0.97	30×25 1.02		22×40(45) 0.96(0.98)	25.4×30(35) 0.97(1.01)	30×25 1.02	
220		22×35(40) 1.04(1.06)	25.4×30 1.07	30×25 1.13		22×45 1.09	25.4×35 1.12		35×25 1.22	22×50 1.11	25.4×40 1.14	30×30 1.14	35×25 1.22
270		22×45 1.20	25.4×35 1.24	30×30 1.27	35×25 1.35	22×50 1.23	25.4×40(45) 1.26(1.29)	30×30 1.27			25.4×45 1.29	30×35 1.30	35×30 1.38
330		22×50 1.36	25.4×40 1.39	30×35 1.43			25.4×50 1.44	30×35 1.43	35×30 1.52		25.4×50 1.44	30×40 1.48	35×35 1.54
390			25.4×45 1.55	30×40 1.60	35×30 1.66			30×40 1.60	35×35 1.67			30×45 1.64	35×40 1.73
470			25.4×50 1.72	30×45 1.81	35×35 1.83			30×45(50) 1.81(1.84)	35×40 1.90			30×50 1.84	35×45 1.94
560				30×50 2.00	35×40 2.07				35×45 2.12				35×50 2.17
680					35×45 2.34				35×50 2.39				
820					35×50 2.62	← Upper : Case size φD×L (mm) ← Lower : Rated ripple current (Arms) at 105°C, 120Hz							

μF	V _{dc} φD	450			
		22	25	30	35
82		22×25 0.59			
100		22×30 0.69	25.4×25 0.70		
120		22×35 0.77			
150		22×40(45) 0.88(0.90)	25.4×30(35) 0.88(0.92)	30×25 0.93	
180		22×50 1.01	25.4×40 1.03	30×30 1.03	35×25 1.10
220			25.4×45 1.16	30×35 1.17	35×30 1.24
270			25.4×50 1.31	30×40 1.33	35×35 1.39
330				30×45 1.51	
390				30×50 1.67	35×40(45) 1.73(1.77)
470					35×50 1.98

◆RATED RIPPLE CURRENT MULTIPLIERS

●Frequency Multipliers

Frequency (Hz)	50	120	300	1k	10k	50k
160 to 250V _{dc}	0.81	1.00	1.17	1.32	1.45	1.50
315 to 450V _{dc}	0.77	1.00	1.16	1.30	1.41	1.43